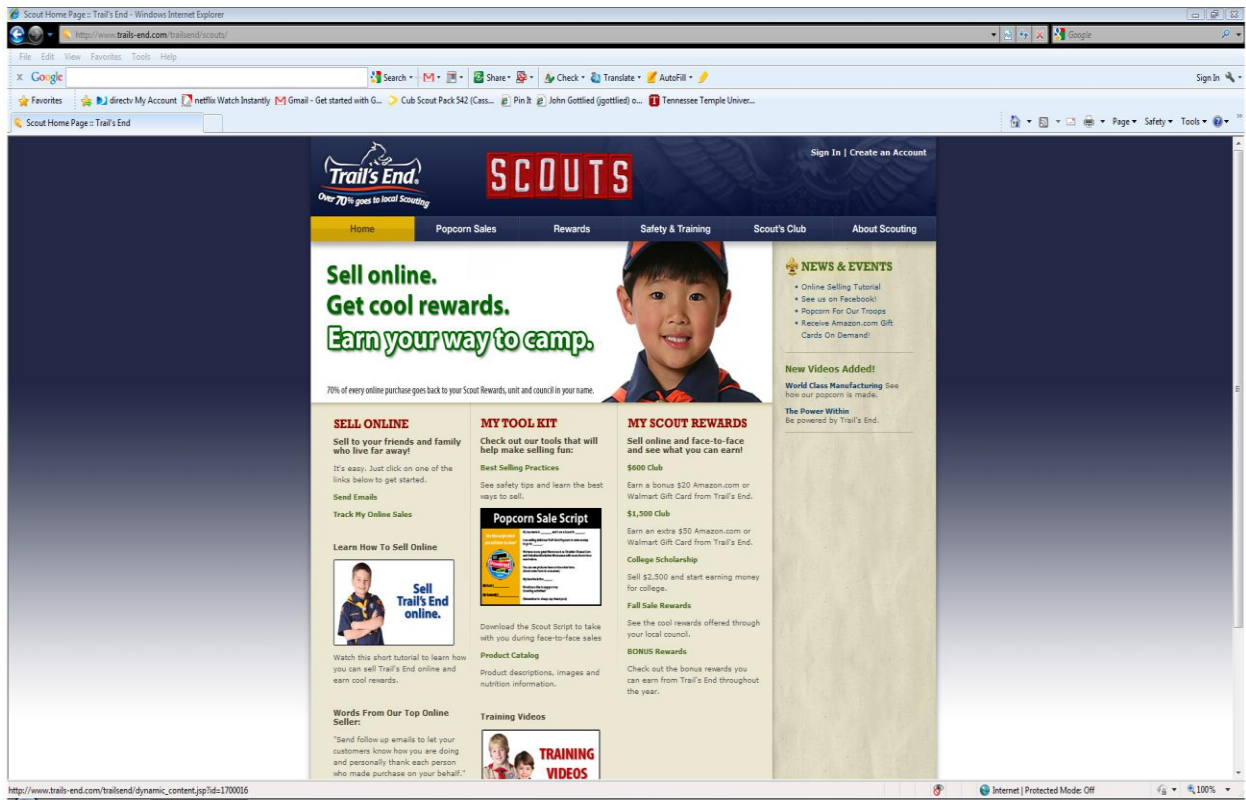
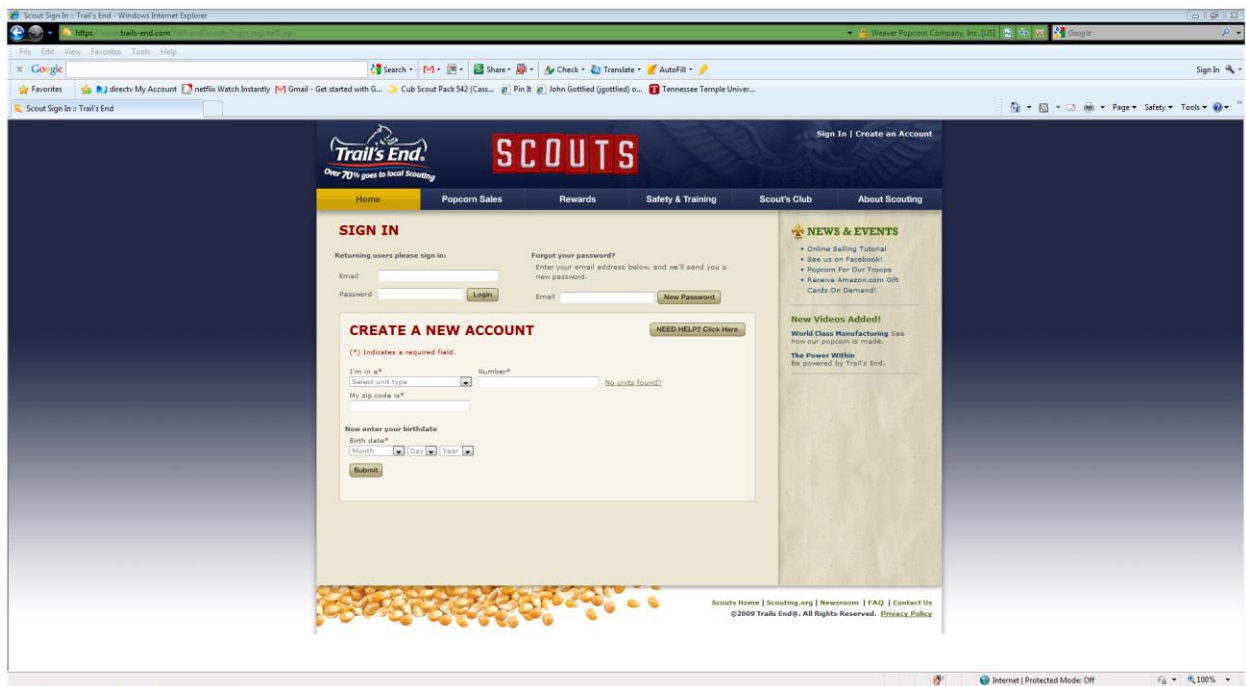


Go to: <http://www.trails-end.com/trailsend/scouts/>



Click on "Create an Account" in the top right corner.



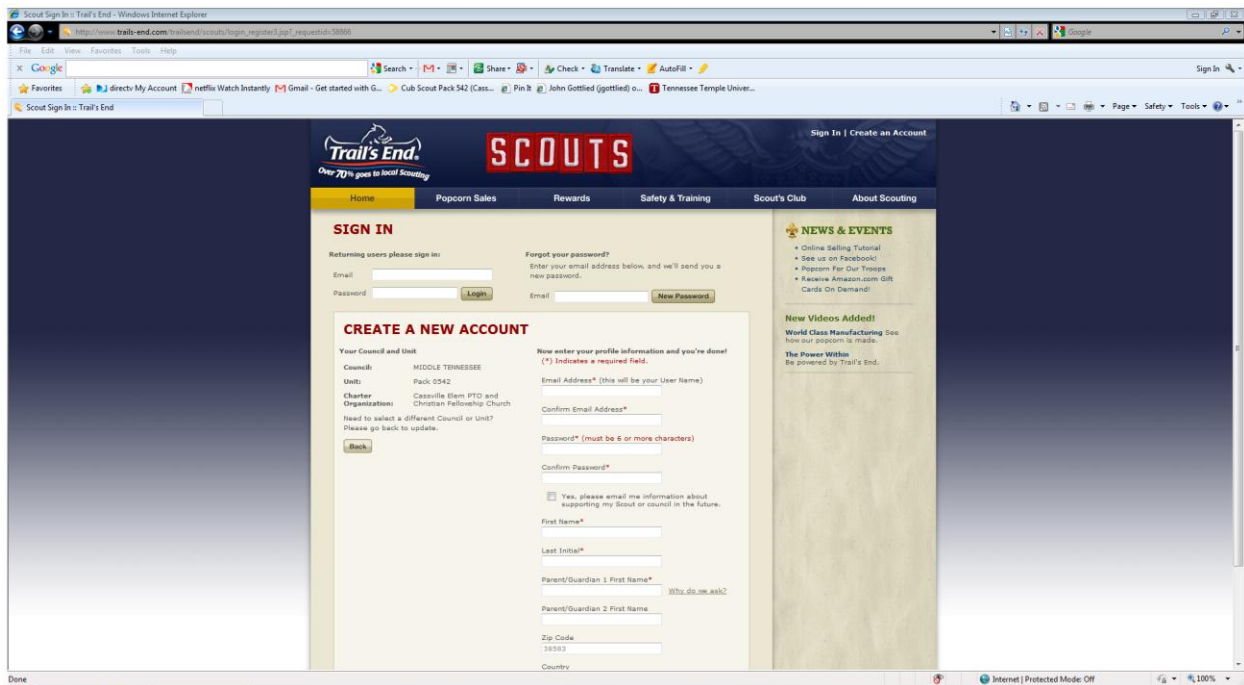
In the box that says, “CREATE A NEW ACCOUNT”, select “Pack” from the drop-down menu below “I’m in a\*” and enter “0542” in the box below “Number\*”.

Enter your zip code in the box below “My zip code is\*”.

Enter your scout’s birth date in the box below “Birth date\*”.

When the Parent/guardian boxes appear, fill in all the requested information.

Click on the  button.

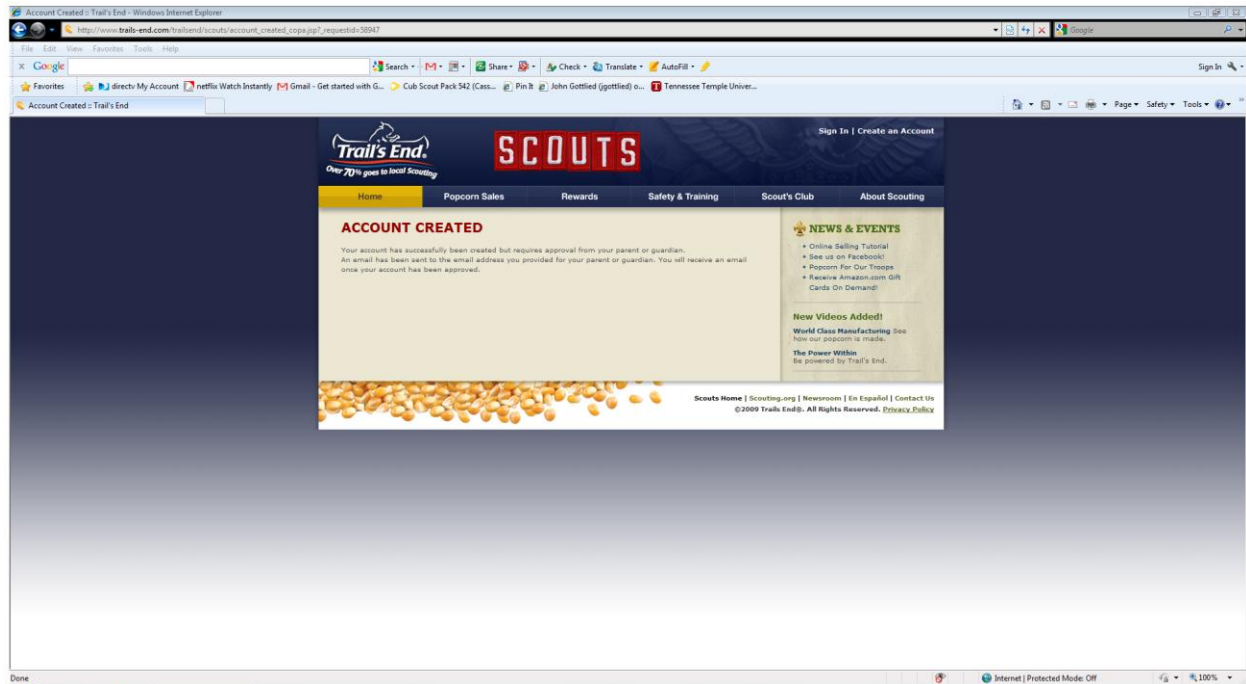


Ensure that the correct council, unit, and charter organization are listed in the top left corner below “**CREATE A NEW ACCOUNT**”.

Enter and confirm the email address you want to link to this account. (Each scout must have a unique email address. Siblings cannot share an email address.)

Enter and confirm the password you want to use for this account. Enter the scout's First Name and Last Initial. Enter the Parent/Guardian First Name. Ensure the Zip Code is correct. Select “United States” in the country drop-down menu.

Click on the  button.



You must now go to the parent/guardian email that you entered and approve the account. The email you receive should look similar to the example below.

### **Trail's End Scout Account Verification**

Dear Parent or Guardian of John,

Your child John has requested to register as a Scout on [www.trails-end.com](http://www.trails-end.com), which we own and operate. This website will give John access to sell Trail's End products online, which helps fund his Scouting activities.

The Children's Online Privacy Protection Act (COPPA) is a federal law that prevents websites from knowingly collecting any personal information from a minor (i.e., a child under the age of 13), without his parent or guardian's permission.

If you would like to give permission for your son's registration request to be approved, please click [here](#). If you do not want to approve your son's registration request, you do not have to do anything, and his request for registration will be deleted from our system.

During the registration process, your child is asked to provide us with an email address, his first name, last initial, zip code, date of birth, one parent's email address, one parent's first name, his Scouting unit name and number, and a password. This information is used only to enable your child to sell Trail's End products online using [trails-end.com](http://trails-end.com). He will be able to send emails to friends and family to generate interest, as well as track his online sales.

We never sell or share any information from children or others who register on our site with any third party for their own use. The information is maintained in a secure manner by the Trail's End team and is accessible only to those who are involved with the Scouting program and who fulfill orders. For additional information about our privacy practices, you can access our [Privacy Policy](#).

If you do permit the registration of your son on [trails-end.com](http://trails-end.com), you have the right at any time to review your child's personal information on file with us, delete it, or withdraw permission to collect any additional information. You can do so by emailing us at [support@trails-end.com](mailto:support@trails-end.com).

Thank you.

Sincerely,

Trail's End

Click on [here](#) in the email to approve the account.

You will now receive an email at the address you used for the scout account. An example appears below.

**Your account has been activated!**

**Hello John,**

**Great news! Your Trails-End.com account has been approved and you can start using it immediately.**

**To access your account please visit the link below:**

**[http://www.trails-end.com/trailsend/scouts/login\\_register1.jsp](http://www.trails-end.com/trailsend/scouts/login_register1.jsp)**

You can click on the link and login or you can return to: <http://www.trails-end.com/trailsend/scouts/> and click “sign in” in the top right corner.

Firefox

Your account has been activated! - g... x Scouts E-Mail :: Trail's End x Scout Sign In :: Trail's End x +

www.trails-end.com/trailsend/scouts/send\_emails.jsp?requestid=60286

Tennessee Temple Uni... Facebook Tennessee Temple Uni... Gmail - Inbox - jgottlie...

Welcome, James! | My Profile | Contact Us | Logout  
Scout ID: 17742823  
SELL ONLINE: Track My Sales | Send Emails

Home Popcorn Sales Rewards Safety & Training Scout's Club About Scouting

### SEND EMAILS

Select email template

Support my Scouting activities Share

Dear [NAME],

Did you know you can help me earn my own way in Scouting? Just click [my specific link] and place an order on my behalf. Trail's End has made a lot of improvements this year. All microwave products are made with canola oil and all chocolate products contain no hydrogenated oils, so there are plenty of healthy, flavorful snacks to choose from.

70% of your purchase will be returned to my unit, my council and my Scout rewards. Online purchases help us fund fun, educational activities and help more kids experience all the things that make Scouting great.

Thanks for your support.

[SCOUT NAME]

Use Scout image in email.

This email will be sent from your email address: jgottlied33@gmail.com

Change your Scout image

Send email to

Enter Recipient's First Name Enter Recipient's Email Address  Save name and email address(es) for future use.

Add More: 1

### NEWS & EVENTS

- Online Selling Tutorial
- See us on Facebook!
- Popcorn For Our Troops
- Receive Amazon.com Gift Cards On Demand!


#### New Videos Added!

**World Class Manufacturing** See how our popcorn is made.

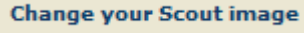
**The Power Within** Be powered by Trail's End.

Scouts Home | Scouting.org | Newsroom | FAQ | Contact Us  
©2009 Trails End®. All Rights Reserved. [Privacy Policy](#)

At this point, you can enter names and addresses of individuals that you wish to send an email to.

After you have entered your recipients, click  .

Your emails will contain a link that will take the recipient to the Trails End site and your scout's name will appear near the top right of the site. The recipient only needs to follow the instructions for making a purchase. Once they have created an account, they can return and make future purchases anytime that will be also credited to your scout's account.

Prior to sending your emails, your scout can customize the "Scout image" that is included with the email. To do this; click on  . From that point, your scout can choose the image elements that he wants to use. When he has completed his changes, save them and return to the email page. Now you can enter recipients as described above.